

OVERVIEW: S45 CRANK GEAR SYSTEM

The Crank Gear System brings a heavy weight operation to S45 Rollease Acmeda range with the ability to carry up to 9Kg's (19.84lbs).

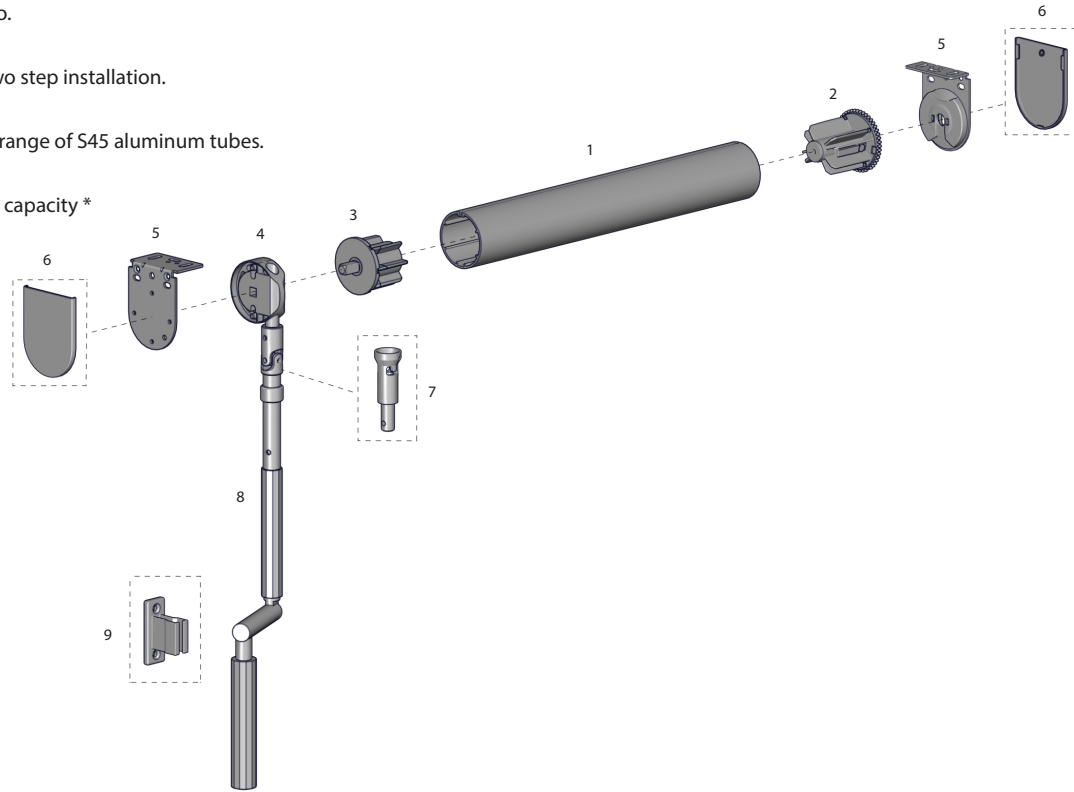
AESTHETIC FEATURES

- Color Coded hardware
- Slim round design

FUNCTIONAL BENEFITS

- Small gear offering 2.8:1 operating ratio.
- Detachable crank arm.
- Easy Lock idle technology for simple two step installation.
- Optional securing arm support.
- Compatible with the Rollease Acmeda range of S45 aluminum tubes.
- Child safe control option.
- 9Kg (19.84lbs) Maximum shade weight capacity *

* Dependant on tube size.



SYSTEM INDEX

1	Aluminum Tube - S45 (LIGHT / STANDARD / HD) RB93-044#-000580
2	Auto Idler - S45 RB08-0501-xxx043
3	Gear Drive End Cap - S45 RB05-0100-050045
4	Gear - Small RB05-4007-xxx001
5	Gear Bracket Set - VX RB05-9359-xxx040
6	LX / VX Bracket Cover Cap - 40 & 55p RB08-4151-xxx0##
7	Coupling Joint RB05-9101-020001
8	Crank Control Arm [100, 150 & 200cm] RB05-9101-340###
9	Crank Arm Support RB05-9102-xxx000

xxx= color

= size

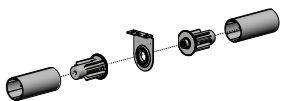
COLOR RANGE



pure white
069

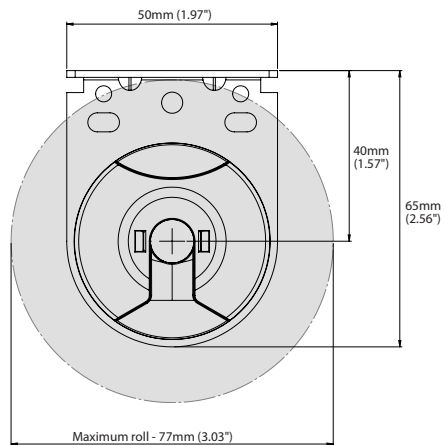
ADD ON SYSTEMS

EASY-LINK S45

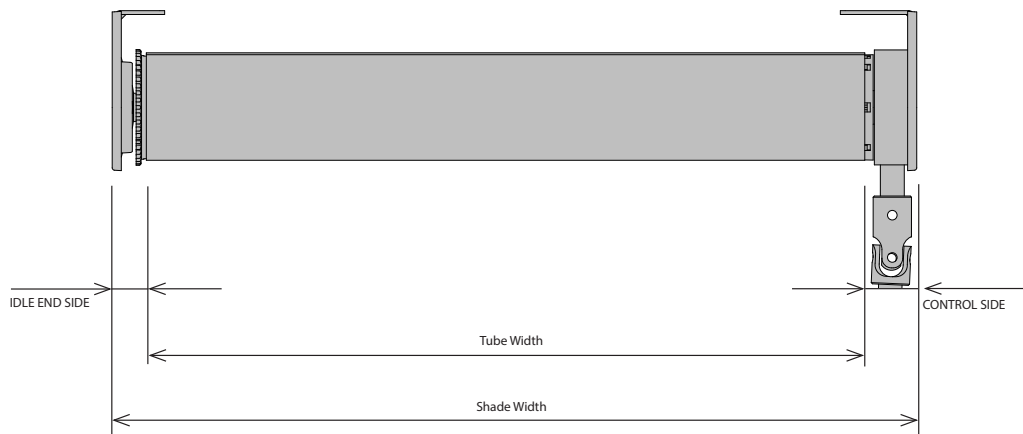


SPECIFICATIONS: S45 CRANK GEAR SYSTEM

MAX ROLL

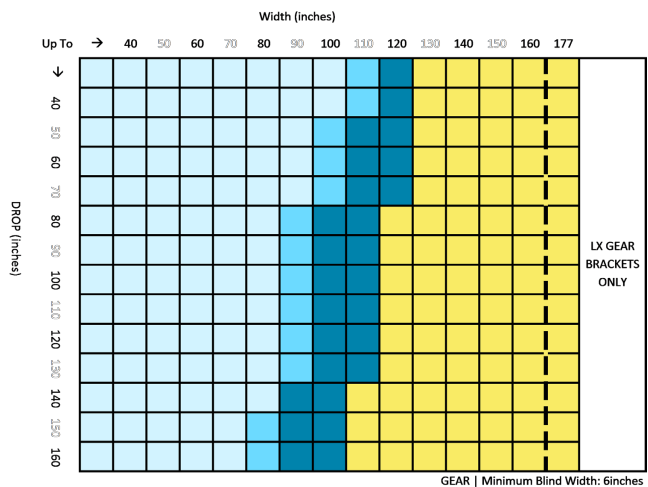


DEDUCTIONS



	IDLE END SIDE	CONTROL SIDE	OVERALL DEDUCTION
LX BRACKETS - with covers	14mm (0.55")	22mm (0.86")	36mm (1.41")
LX BRACKETS - without covers	13mm (0.51")	21mm (0.82")	34mm (1.33")

SYSTEM CAPACITY CHART



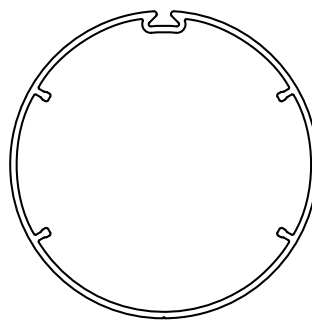
CONTROL	TUBE	EASY-LINK REQ.
GEAR	S45 HD / STD / LT	
	S45 HD / STD	
	S45HD	

*Refer to S40/45 Easy-Link QRG for further details

PARAMETERS:

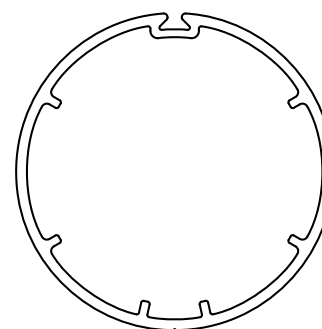
Fabric Density: 420gsm (12.39 oz/yd²)
 Fabric Thickness: 0.6mm (0.02")
 Weight Bar: D30 Bottom Rail 0.290 kg/m (0.64 lbs/ft)

ALUMINUM TUBES



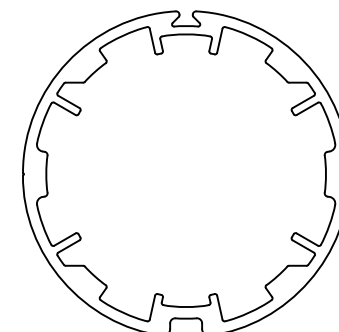
S45 LIGHT
T-Spline Tube

CODE: RB93-6443-000580 (with D/S tape)
 O.D: 43mm (1.69")
 Length: 5.8metres (19.03')
 Maximum
 Hold Weight: 9.4kg (20.72lbs)



S45 STANDARD
T-Spline Tube

CODE: RB93-0444-000580
 O.D: 44mm (1.73")
 Length: 5.8metres (19.03')
 Maximum
 Hold Weight: 9.2kg (20.28lbs)



S45 HEAVY DUTY
T-Spline Tube

CODE: RB93-6449-000580 (with D/S tape)
 O.D: 49mm (1.93")
 Length: 5.8metres (19.03')
 Maximum
 Hold Weight: 8.3kg (18.30lbs)

